

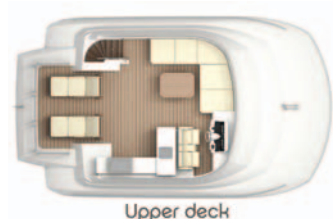



Shipyards Honors



# NISI X50


Exponentially Exhilarating



Upper deck



Main deck



Lower deck

## General Specifications

LOA	50'3" (15.3m)
LWL	<b>50'0" (15.2m)</b>
Beam	23' 9" (7.28m)
Draft - Max	2' 10" (86cm)
Draft - Light	2' 6" (76cm)
Beach grounding protection	Yes
Air Draft - w/hardtop	22' (55.88cm)
Air Draft - w/fold down	15' (38.10cm)
Displacement:	
Empty	41,800 gal
Half load	46,200 gal

## Yacht Performance

Top Speed	26kts
Cruise Speed	23kts
Range:	
400nm@	24kts
1000nm @	9kts
Propulsion	2 x Cummins/Zeus 480hp
Generator	1 x Onan 11.5kw
Build Class	On request
Concept and Design	NISI Yachts
Naval Architecture	Setzer Yacht
Interior Styling	NISI Yachts